



2,948

establishments in 2024

↑ **2.7%** compared to 2023
↑ **67.1%** in 10 years

24.5% of total
1st out of 12 MES



€4,733m

of revenue in 2024

↑ **5.0%** compared to 2023
↑ **212.8%** in 10 years

22.6% of total*
2nd out of 11 MES

* Excluding Financial and insurance activities



763

employers in 2024

→ **-0.5%** compared to 2023
↑ **24.3%** in 10 years

12.0% of total
2nd out of 12 MES



15,477

employees in 2024

↑ **7.50%** compared to 2023
↑ **52.0%** in 10 years

25.6% of total
1st out of 12 MES



€2,257m

GDP 2023

↑ **29.8%** compared to 2022
↑ **170.1%** in 10 years

24.4% of total
1st out of 12 MES

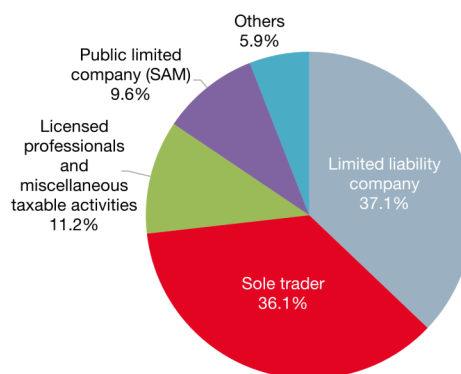
Nearly a quarter of active establishments in the Principality belong to this sector

In 2024, Scientific and technical activities, administrative and support service activities account for 2,948 active establishments, representing nearly a quarter of the entities in the Principality (24.5%).

After 165 creations of new establishments and 47 strike-offs, the sector recorded 118 additional establishments over the year (+2.7%), which represents more than a third of net new establishments in Monaco (34.5%).

Of all the entities in the sector, 37.1% are limited liability companies, and 36.1% are sole traders. These proportions are only 29.9% and 21.5%, respectively, for the entirety of the Principality's major economic sectors (MES).

1. Distribution of establishments in the sector in 2024 by legal status



Sources: Business Development Agency, Monaco Statistics

The revenue is approaching five billion euros

2. Change in sector revenue by NAF division

	2023	2024	Var 23/24	Share
Other professional, scientific and technical activities	1,711.2	1,694.3	-1.0%	35.8%
incl. Activity of quantity surveyors	1,426.0	1,445.9	1.4%	30.6%
Activities of head offices; management consultancy activities	902.2	915.9	1.5%	19.4%
Rental and leasing activities	471.2	582.9	23.7%	12.3%
Travel agency, tour operator and other reservation service and related activities	404.0	392.1	-2.9%	8.3%
Architectural and engineering activities; technical testing and analysis	294.3	340.6	15.7%	7.2%
Employment activities	277.6	327.0	17.8%	6.9%
incl. Temporary employment agency activities	270.2	321.7	19.0%	6.8%
Other NAF divisions	447.1	479.8	7.3%	10.1%
Total Scientific and technical activities, administrative and support service activities	4,507.7	4,732.6	5.0%	100%
Total Principality, excl. Financial and insurance activities	20,666.6	20,908.0	1.2%	

Unit: million euros

Sources: Department of Tax Services, Monaco Statistics

In 2024, this MES ranks second in terms of revenue, just behind Wholesale trade. It reached a record level of 4.7 billion euros, accounting for 22.6% of the total revenue in Monaco, excluding Financial and insurance activities.

This sector also proved to be significantly more dynamic than the rest of the Principality (+5.0% compared to +1.2% overall for the year). It generated an additional 224.9 million euros, representing nearly 93% of Monaco's total revenue growth.

30.6% of the sector's result is generated by the Activity of quantity surveyors, showing a slight increase in 2024 (+1.4%, or +19.9 million euros). However, it is the Rental and leasing activities that record the most significant increase this year, both in volume and value (+23.7%, +111.6 million euros), followed by Employment activities (+17.8%, +49.4 million euros), driven by the growth of Temporary employment agency activities (+19.0%, +51.4 million euros).

Scientific and technical activities, administrative and support service activities include all specialised professional, scientific and technical activities requiring a high level of training and providing specialized knowledge and skills to users, as well as all the various support activities for the general activities of companies such as accountants, notaries, architects, travel agencies, temporary employment agencies, etc.

Nearly 15,500 employees make this MES the largest employer in the Principality

3. Breakdown of employees and employers in the sector by NAF division in 2024

	Employees			Employers		
	Number	Var 23/24	Share	Number	Var 23/24	Share
Employment activities	7,834	13.4%	50.6%	43	-2.3%	3.2%
Activities of head offices; management consultancy activities	1,531	1.1%	9.9%	200	3.8%	26.9%
Architectural and engineering activities; technical testing and analysis	1,308	-2.1%	8.5%	103	0.0%	13.5%
Services to buildings and landscape activities	1,254	2.3%	8.1%	36	-5.3%	4.9%
Legal and accounting activities	929	-3.3%	6.0%	78	0.0%	10.6%
Office administrative, office support and other business support activities	753	24.5%	4.9%	65	3.2%	8.8%
Security and investigation activities	534	15.8%	3.4%	11	22.2%	1.5%
Travel agency, tour operator and other reservation service and related activities	495	-3.7%	3.2%	25	0.0%	3.4%
Other NAF divisions	839	-4.0%	5.4%	202	0.5%	27.2%
Total Scientific and technical activities, administrative and support service activities	15,477	7.5%	100%	763	-0.5%	100%
Total Principality	60,454	3.6%		6,355	0.0%	

Sources: Caisses Sociales de Monaco, Monaco Statistics

In 2024, the sector of Scientific and technical activities, administrative and support service activities employs 15,477 people, representing more than a quarter of the salaried population in the Principality (25.6%). The growth of the workforce in this MES has been more than twice that observed in the entire private sector compared to 2023 (+7.5% versus +3.6%).

Nearly half of the employees in this MES are in Employment activities, which include, in particular, the Temporary employment agency activities (see inset). This NAF division has seen a marked increase in its workforce, reaching +13.4% and bringing the total number of employees to 7,834.

The sector as a whole accounts for 12.0% of employers in Monaco by the end of 2024 (763), compared to 12.1% at the end of 2023 (767). This makes it the second largest in the Principality, behind Other service activities, which include households employing domestic staff.

The Activities of head offices; management consultancy activities is the NAF division with the most employers in this MES (200, of which nearly 57% are in Business and other management consultancy activities). Other professional, scientific and technical activities rank second (109), followed by Architectural and engineering activities; technical testing and analysis (103).

The typical employee is a 41-year-old man living in the Alpes-Maritimes

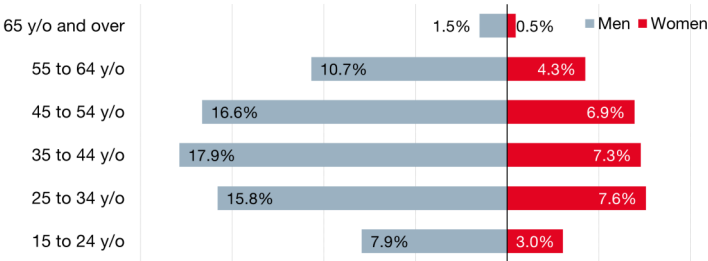
Nearly 7 out of 10 employees in the MES are men, representing a more masculine proportion than the entire private sector in the Principality (70.4% men compared to 62.1% overall). However, excluding temporary workers, the proportion of men drops to 52.9%.

In 2024, the average age of employees is 41.1 years, which is 1.3 years younger than the overall private sector workforce. The 35 to 44 age group is the most represented among men, while for women, it is the 25 to 34 age group. Overall, nearly three-quarters of employees are aged between 25 and 54.

Compared to the rest of the private sector, the proportion of commuters is higher in this industry, and they generally reside further away from Monaco. The majority of the MES workforce lives in France (84.3%). Italian residents account for 9.9%, and only 5.8% live in the Principality (compared to 10.1% for the entire private sector), a proportion that has decreased compared to the previous year.

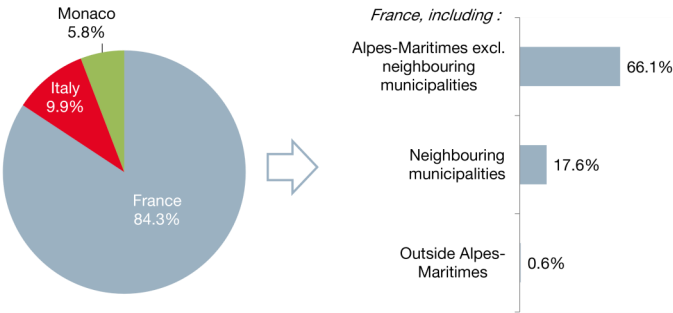
Specifically, nearly two-thirds of employees come from the Alpes-Maritimes, excluding neighbouring municipalities (66.1% compared to 58.7% in the entire private sector), and 18.3% live in one of the neighbouring municipalities (compared to 21.1% overall).

4. Breakdown of employees in the sector by age group and sex in 2024



Sources: Caisses Sociales de Monaco, Monaco Statistics

5. Breakdown of sector employees by place of residence in 2024



Sources: Caisses Sociales de Monaco, Monaco Statistics

Temporary employment agency activities account for 12.9% of the total salaried workforce in the Principality in 2024, and more than half of that of the MES (50.4%). This NAF group is characterised by a strong male dominance (87.6%) and a younger average age of 40.1 years. From a residential perspective, the geographic distribution of temporary workers is similar to that of the MES as a whole regarding the proportion of French residents. However, only 1.2% reside in Monaco, while 13.8% live in Italy. This segment generates a turnover of €321.7 million in 2024, representing a notable growth of +19.0% compared to 2023.

